





Make a "shaker" out of some clean junk and *shake, shake, shake and dance, dance, dance!*


Here is a list of ideas of things to use to make a shaker:

- Plastic vitamin jars 
- Two plastic lids that come on almost everything in the grocery store these days can be glued together, with your choice of filler inside. 
- Smaller sized coffee cans with a plastic lid 
- Many energy drinks come in aluminum bottles, and these are great for shakers. 

What to put inside your shaker:
You can use dried beans, seeds, pebbles, sand, beads, bottle caps and even twigs. Notice the different sounds made by the different materials, and how the size of each also affects the sound.

Tip: Experiment by putting different types of items inside similar containers. Then compare the shakers, noticing differences in sound and feel.

What a Character!
Silliness is ...



... giggling for no reason.

Kid Scoo-doku
Complete the grid by using all the letters in the word **JUNK** in each vertical and horizontal row. Each letter should only be used once in each row. Some spaces have been filled in for you.

	J		
	U	J	
U	N		
	K		N

Kid Scoop VOCABULARY BUILDERS

This week's word: THWART

The verb **thwart** means to stop an opponent.

The goalie was able to **thwart** the other team by blocking six shots.

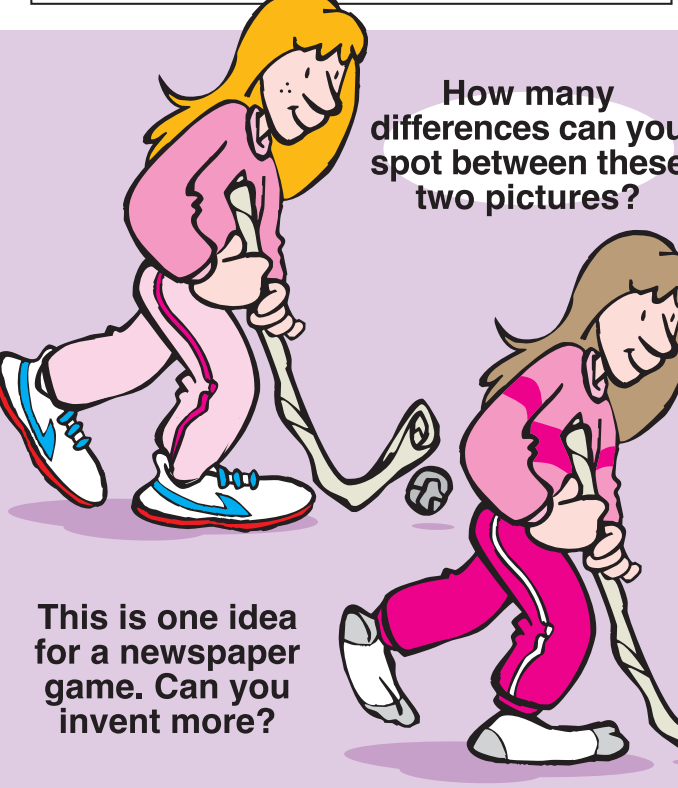
Try to use the word **thwart** in a sentence today when talking with your friends and family members.

Fun with JUNK



Games aren't just about playing organized sports. They're about making up your own. Bernie DeKoven, author of *Junkyard Sports*, shows us how we can make up whole new sports with an old newspaper, a little imagination and a few good friends.

How many differences can you spot between these two pictures?

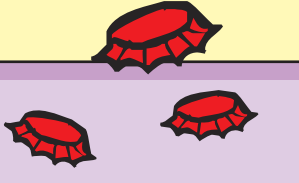


This is one idea for a newspaper game. Can you invent more?

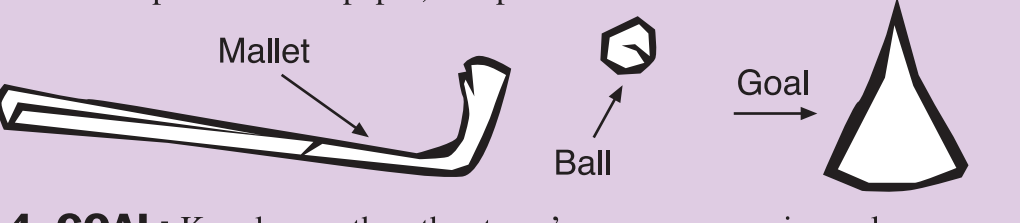
NEWSPAPER POLO

All you need is an old (already read) newspaper and a friend or two ... or twenty!

How many bottlecaps can you find on this page?



- HOW TO PLAY:**
- 1. PLAYERS:** At least 2 (for two teams)
 - 2. WHERE TO PLAY:** Gyms, hallways or anywhere flat, smooth and a little slippery
 - 3. GETTING READY:** To make a polo mallet, roll several sheets of newspaper diagonally into a tube. Make the mallet head by either bending, or tearing and creasing one end. Roll a sheet of newspaper into a ball. For goals, make two giant paper cones, each from one whole piece of newspaper, and place them mouth-down.
 - 4. GOAL:** Knock over the other team's paper cone, using only paper mallets to move the ball, while standing on two sheets of newspaper.
 - 5. PLAY:** Divide into two teams, and give each player a paper polo mallet. Set the big paper cones at either end of the playing area, with their points standing up. Players whack the paper ball with their mallets, trying to get the ball to hit the opponents' cone. All the while, each player stands on two pieces of newspaper, one for each foot. Players must shuffle around, keeping their feet on their newspapers for the whole game.



Standards Link: Reading Comprehension: Follow multiple-step written directions.

Extra! Extra! Newspaper Twister

- Place a sheet of newspaper on the floor and stand next to it. Have a friend give you the following directions:
1. Place your right hand on a headline.
 2. Place your left foot on a photograph.
 3. Place your right knee on a noun.
 4. Place your right foot on a number.
 5. Place your forehead on the top left corner of the page.
- Keep coming up with silly directions until you start laughing so hard that you can't play anymore!

Standards Link: Physical Education: Understand that many activities can be modified to be more health-enhancing.

BAGGYBALL

- HOW TO PLAY:**
- 1. PLAYERS:** Two teams of 3 to 11 players.
 - 2. EQUIPMENT:** Two plastic shopping bags and one Bubbleball (a plastic grocery bag wrapped around a chunk of bubble wrap).
 - 3. WHERE TO PLAY:** Anywhere – on sand, grass, even a basketball court.
 - 4. SETUP:** Standing at opposite ends of the playing area, one player from each team becomes his team's "basket" by holding a shopping bag open; he can move the bag around to thwart the other team, but must keep the bag open and have one foot in place at all times. The object is to get the Bubbleball into the opposing team's basket.
 - 5. THE GAME:** The game is played like basketball, except that players dribble by repeatedly hitting the ball in the air, palm up. Players can either shoot or dunk the ball into the basket. The team with the most baskets in 30 minutes of play wins.




Help Phil make a basket.

Standards Link: Physical Education: Students know there are opportunities for physical activity outside of school.
The activities on today's Kid Scoop are adapted from the book *Junkyard Sports* by Bernie DeKoven. For more ideas, visit www.junkyardsports.com

The Kid Scoop Puzzler

The first clock in each row shows the time the kids started playing Baggyball. Each game lasted 30 minutes. Circle the clock in each row that shows the time each game ended.



Standards Link: Measurement: Tell time to the half hour.

Double Double Word Search

JUNKYARD CREAMING MALLET NEWSPAPER BASKET CLOCKS FRIEND PLASTIC PALM THWART POINTS CONES WRAP LEFT

Find the words in the puzzle, then in this week's Kid Scoop stories and activities.

R	C	I	T	S	A	L	P	D	S
E	T	T	W	R	A	P	R	D	K
P	H	T	E	K	S	A	B	N	C
A	W	P	I	L	Y	L	M	E	O
P	A	A	O	K	L	M	A	I	L
S	R	G	N	I	S	A	E	R	C
W	T	U	G	K	N	I	M	F	N
E	J	T	F	E	L	T	E	S	P
N	O	R	C	O	N	E	S	T	S

Standards Link: Letter sequencing. Recognized identical words. Skim and scan reading. Recall spelling patterns.

FROM THE Kid Scoop LESSON LIBRARY
www.kidscoop.com

Junkyard Sports News
Read an article in today's sports section of the newspaper. Identify the who, what, when, where and why of the article. Now replace each of these with information about a game of Baggyball or Newspaper Polo.

Standards Link: Reading Comprehension: Understand the who, what, where, when and why of newspaper format.



What did the necktie say to the hat?

ANSWER: "You go on ahead." "I'll just hang around."

Write On! Junkyard Sports

Invent a game using something you would normally throw away. Turn trash into fun!

